

St Joseph's

Preschool Newsletter




It has been lovely to see the children and how they have grown in a week!

I am sure they have spoken about our new topic and the exciting week we have had.

Phonics Focus: We will be starting phonics this half term. All children will be focusing on listening skills and when they are ready they will be taken for individual phonics tutoring with Mrs Pugsley. If your child is ready for phonics tutoring you will receive a sheet in your child's book bag with focus sounds for that week.

Topic: Next week we will be continuing our topic 'Ready, Steady Grow'. Our focus book is the traditional story 'Jack and the Beanstalk'. We will also be reading 'Jasper and the Beanstalk' by Nick Butterworth and Mick Inkpen.



How can you help your child at home –

- Talk about the story of Jack and the Beanstalk and the different versions you may have been told when you were young.
- Start to think about different plants you may grow in your garden or in your house.

Maths: Next week we will be looking at measure and starting to explore height and length, using our focus texts as inspiration.

How can you help your child at home – Compare the height of different members of your family. Encourage your child to use vocabulary such as **short, shorter, tall, taller, long and longer**. You could also look at shoes and compare the length of each-others shoes. Does the tallest person have the longest shoes?



Our Star Poem

I'm a Little Bean Song

(Sing to the tune of 'I'm a Little Teapot'.)

I'm a little bean small and round,
(curl up on the floor)

Bury me deep into the soft ground,
(sung in very low, deep voice)

Sprinkle me with water,
(act out watering can)



Sunshine too.
(hands out wide)

Watch me grow as tall as you.
(stretch to the sky)



Information:



Family Lives offers a confidential and free* helpline service for families in England and Wales (previously known as Parent line). Please call us on **0808 800 2222** for emotional support, information, advice and guidance on any aspect of parenting and family life. If you don't get an answer first time please do try again.



LoOSE pARts PlaY

Ribbons & FEaTHERS *EGG cartons and ACornS*
SHELLS and leaVES *wool & string* MILK CRATES AND BASINS
POTS & PaNs *Baking trays & MUD* Sand & SToneS
Kitchen utensils – spOOons, potatO masher, SIEVes
Hammer and nails *Sticks and stones* *twigs & felt*
Silk and tin foil *Tarpaulin & DRiftWOOD*
Velcro ROLLERS and Sponges *Brushes AND PAPER*
Dried pasta and PULSES *Guttering and TYRES* **Cardboard**
PLasTIC bottles and TOPs *DOLLY pegs and CURTAIN rings*
FuNNels and WAtER *Plant POTS* and wood Pallets
Rope, Wool and RiBBon **STRAW bales and wood**
KeYs and cove moulding *Bamboo and baskets*
SheetS and ChALK *Hessian and buckets*

We would love to develop our loose parts play. Please keep us in mind if you have anything on the list attached.

Thank you for your support.

PrOmote cUrlosly aNd IMagiNaTions THrough plaY

Here are a few links to support your children's learning at home.

<https://hungrylittleminds.campaign.gov.uk/>



<https://literacytrust.org.uk/policy-and-campaigns/home-learning-environment/small-talk/>


<http://www.wordsforlife.org.uk/>

<https://www.bbc.co.uk/tiny-happy-people>



It has been lovely seeing our friends and telling stories from the holidays. We have enjoyed all the arts and crafts this week, especially using vegetables to print. We have been cutting up vegetables and are now experts, please let us help you when you are cooking! We have enjoyed being outside and exploring changes in the environment.





Our mark making is amazing!

