

St Joseph's

Preschool Newsletter



This week we have loved exploring Jack and the Beanstalk. We have planted some beans and we will be bringing them home once they have sprouted!

Topic: Next week we will be continuing our topic 'Ready, Steady Grow'. We will be learning what seeds and plants need to grow and we will grow a variety of plants. We will explore what constitutes a healthy lifestyle, including eating fruit and vegetables, exercise and teeth brushing. We will find out about life on a farm and about baby animals.

We will be reading Handa's Surprise by Eileen Brown.
We will be thinking about what different fruits Handa has in her country and why.
We will be printing using different materials.

How can you help your child at home –

- Talk about different places you have visited in the world and different foods you may have tried.

Maths: Next week we be exploring measure, we will be weighing fruit and using terms such as: **heavy, light, heavier, lighter.**


How can you help your child at home –

- Ask your child to be a human balance scale! Give them two objects and ask them to put one in each hand. Start with objects that have a notice difference in their weight. Which object is heavier and which is lighter? Can they show this with their arms?
- Go on a nature walk. Find a rock. Ask the children to find something that is heavier than the rock. Then, ask them to find something that is lighter than their rock.





Our Star Poem



Watermelon

I am a Watermelon
fat and green
pink is my flesh
and black is my seed

Have me as a slice
or drink me as a juice
I am so cool
I make you drool!

Information:



Family Lives offers a confidential and free* helpline service for families in England and Wales (previously known as Parent line). Please call us on **0808 800 2222** for emotional support, information, advice and guidance on any aspect of parenting and family life. If you don't get an answer first time please do try again.



LoOSE pARts Play

Ribbons & FEaTHERS *EGG cartons and ACornS*
SHELLS and leaVES *wool & string* MILK CRATES AND BASINS
POTS & PaNs *Baking trays & MUD* Sand & SToneS
Kitchen utensils – spOOons, potatO masher, SIEVes
Hammer and nails *Sticks and stones* *twigs & felt*
Silk and tin foil *Tarpaulin & DRiftWOOD*
Velcro ROLLERS and Sponges *Brushes AND PAPER*
Dried pasta and PULSEs *Guttering and TYRES* **Cardboard**
PLasTIC bottles and TOPs *DOLLY pegs and CURTAIN rings*
FuNNels and WAtER *Plant POTS* and wood Pallets
Rope, Wool and RiBBon **STRAW bales and wood**
KeYs and cove moulding *Bamboo and baskets*
SheetS and ChALK *Hessian and buckets*

We would love to develop our loose parts play. Please keep us in mind if you have anything on the list attached.

Thank you for your support.

PrOmote cUrlosity aNd IMagiNaTions THrough play

Here are a few links to support your children's learning at home.

<https://hungrylittleminds.campaign.gov.uk/>


<https://literacytrust.org.uk/policy-and-campaigns/home-learning-environment/small-talk/>

<http://www.wordsforlife.org.uk/>


<https://www.bbc.co.uk/tiny-happy-people>





Jack and the Beanstalk has been a great inspiration for our maths work on measure. We have built beanstalks and loved measuring each other with socks.



We loved planting our beans and can't wait for them to sprout!



We have been working so hard on our fine motor skills, we have threaded, cut and even drawn wiggly lines to Jack at the top of the beanstalk! Our writing is coming on, **please remember to help us use our name templates at home.**



Always time for a trip to the shops, an ice smash and to build a house for some ducks!

