

# St Joseph's

## Preschool Newsletter



Thank you for attending our Tea Party, it is so lovely for the children to see us all come together to celebrate. We are proud of the confidence the children have and how they were all so happy to perform on stage.

**Topic:** We are continuing our Signs of Spring project; your child will go on a walk to look for signs of spring. They will learn about the changes that happen in Spring, including the weather and living things. This week we will be looking at ways we celebrate Easter and why.

### Supporting your child at home

- Talk about how you celebrated Easter when you were young.
- Look for signs of Easter celebration at shops and in the Church.
- Visit a pond and look for signs of new life, such as ducklings and frogspawn. Visit again over time to observe changes.

### Phonics –

Please see the list of sounds that your children have been taught, you can use the QR code to explore the sounds with your child at home.



### This week's sound



**Maths –** This week we looking at patterns around us and will be making some of our own. We will also be recapping our numbers to 5.

### Supporting your child at home

- Look for patterns around your home
- Gather some natural objects from a spring walk.
- Choose two different objects and make a repeating pattern with them, see how many different patterns you can make.



## Our Star Poem



### Spring is Here

Spring is here! Spring is here!  
Winter is gone and two flowers appear.  
Three little robins begin to sing.  
Four bicycle bells begin to ring.  
Five children come out and jump the rope.  
Spring is here now! I hope, I hope!

## Information:



Family Lives offers a confidential and free\* helpline service for families in England and Wales (previously known as Parent line). Please call us on **0808 800 2222** for emotional support, information, advice and guidance on any aspect of parenting and family life. If you don't get an answer first time please do try again.



### **LoOSE pARts PlaY**

Ribbons & FEaTHERS *EGG cartons and ACornS*  
SHELLS and leaVES *wool & string* MILK CRATES AND BASINS  
POTS & PaNs *Baking trays & MUD* Sand & SToneS  
Kitchen utensils – spOOons, potatO masher, SIEVes  
Hammer and nails *Sticks and stones* *twigs & felt*  
Silk and tin foil *Tarpaulin & DRiftWOOD*  
Velcro ROLLERS and Sponges *Brushes AND PAPER*  
Dried pasta and PULSEs *Guttering and TYRES* **Cardboard**  
PLasTIC bottles and TOPs *DOLLY pegs and CURTAIN rings*  
FuNNels and WAtER *Plant POTS* and wood Pallets  
Rope, Wool and RiBBon **STRAW bales and wood**  
KeYs and cove moulding *Bamboo and baskets*  
SheetS and ChALK *Hessian and buckets*

We would love to develop our loose parts play. Please keep us in mind if you have anything on the list attached.

Thank you for your support.

### **PrOmote cUrlosity aNd IMagiNaTions THrough plaY**

Here are a few links to support your children's learning at home.

<https://hungrylittleminds.campaign.gov.uk/>

<https://literacytrust.org.uk/policy-and-campaigns/home-learning-environment/small-talk/>

<http://www.wordsforlife.org.uk/>

<https://www.bbc.co.uk/tiny-happy-people>






We are so independent at following picture instructions in our craft activities. We have followed 5 step instructions, getting our own resources, cutting, gluing and painting. We enjoyed bathing our ducklings and we are amazed at how much they have grown!





We have enjoyed exploring our 'Season Tree' and making it look like our favourite season.





We were great at finding sounds on the ground and mark making.

Our peas and turnips have got so big! We will be bringing home our peas next week, they can be planted in a container or put straight into the ground.



Thelma amazed everyone by defying gravity, we think she was pretending to be Spiderman!





We loved the Chitty Chatty Tea Party...especially the jam tarts!



Thank you for all your support, have a lovely Mother's Day,  
Mrs Pugsley and the Preschool team