

# St Joseph's

## Preschool Newsletter



What a fabulous half term, it has been lovely to see the children welcoming our new pupils and new friendships being formed.

Thank you to all the parents who are now letting the children walk the 'Catwalk' in the morning, the children come straight in the classroom, self-register and go to activities! This is brilliant for their independence.

### Topic:

Next term we will start our new topic 'Ready, Steady, Grow'

This project teaches children about food and farming and explores themes, including where food comes from, what plants and animals need to grow and survive and what constitutes a healthy lifestyle.

Our first book we will be reading is 'The Gigantic Turnip', we will be thinking about how we would grow a turnip but also thinking about the message of working as a team to get things done.

### How can you help your child at home –

- Talk about growing vegetables and plants, spend some time tidying and exploring your garden or some outdoor space.
- Look at different vegetables and talk about how and where they grow.
- Eat a new vegetable.

**Maths:** In Maths we will be recapping our numbers and also thinking about the number 6 in the first week back. Next term we will also explore measure such as height, weight and volume. We will also be exploring more and less.

### How can you help your child at home –

<https://www.bbc.co.uk/bitesize/topics/zkqf3j6>







# Our Star Poem

## Underground Vegetables

(Sing to the tune of 'Frère Jacques'/'Are you Sleeping?')

In the soil, in the soil,  
Underground, underground.  
Vegetables are growing, vegetables  
are growing,  
Long or round, long or round.



In the soil, in the soil,  
Underground, underground.  
Potatoes and carrots, potatoes and carrots,  
Pull them up, pull them up.

In the soil, in the soil,  
Underground, underground.  
Radishes and turnips, radishes and turnips,  
Pull them up, pull them up.



In the soil, in the soil,  
Underground, underground.  
Garlic, beets and parsnips, garlic, beets  
and parsnips,  
Pull them up, pull them up.



## Information:



Family Lives offers a confidential and free\* helpline service for families in England and Wales (previously known as Parent line). Please call us on **0808 800 2222** for emotional support, information, advice and guidance on any aspect of parenting and family life. If you don't get an answer first time please do try again.



### **LoOSE pARts PlaY**

Ribbons & FEaTHERS *EGG cartons and ACorns*  
SHELLS and leAVES *wool & string* MILK CRATES AND BASINS  
POTS & PaNs *Baking trays & MUD* Sand & STones  
Kitchen utensils – spOOons, potatO masher, SIEVES  
Hammer and nails *Sticks and stones* *twigs & felt*  
Silk and tin foil *Tarpaulin & DRiftWOOD*  
Velcro ROLLERS and Sponges *Brushes AND PAINT*  
Dried pasta and PULSES *Guttering and TYRES* Cardboard  
PLasTIC bottles and TOPs *DOLLY pegs and CURTAIN rings*  
FuNNels and WAtER *Plant POTS and wood Pallets*  
Rope, Wool and RiBBon *STRAW bales and wood*  
KeYs and cove moulding *Bamboo and baskets*  
SheeTs and ChALK *Hessian and buckets*

### **PrOmote cUrlosly aNd IMagiNaTions THrough plaY**

We would love to develop our loose parts play. Please keep us in mind if you have anything on the list attached.

Thank you for your support.



Here are a few links to support your children's learning at home.


<https://hungrylittleminds.campaign.gov.uk/>

<https://literacytrust.org.uk/policy-and-campaigns/home-learning-environment/small-talk/>




<http://www.wordsforlife.org.uk/>

<https://www.bbc.co.uk/tiny-happy-people>

This week we worked really hard to follow picture instructions to make a fish. We loved the sensory activity with super-blue spaghetti and mint and enjoyed using our scissors skills to cut it up.



We have enjoyed exploring all the areas in the classroom and really love our visits to the library.



Thank you for all your support  
Mrs Pugsley and the Preschool team