


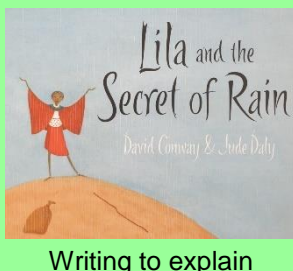
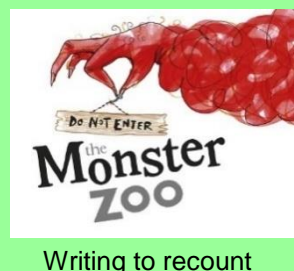
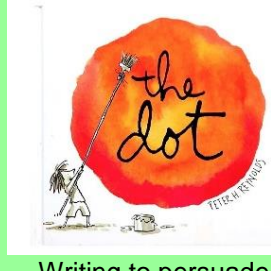


Year 1 Curriculum Overview 2024-25

Subject	Advent 1	Advent 2	Lent 1	Lent 2	Pentecost 1	Pentecost 2
RE	Creation and Covenant God's love and care for humanity is experienced through the beauty and order of Creation.	Prophecy and Promise Because God loves us, he gave us his only Son Jesus.	From Galilee to Jerusalem Jesus grows up and reveals the love of the Father to us.	From Desert to Garden That Lent is a special time for praying, fasting, and helping others as Jesus taught us to do.	To the Ends of the Earth The mission of the Church begins at Pentecost.	Dialogue and Encounter The Church is the community of all those who belong to Christ.
English Writing	 <p style="text-align: center;">Writing to instruct</p>	 <p style="text-align: center;">Writing to inform</p>	 <p style="text-align: center;">Writing to discuss</p>	 <p style="text-align: center;">Writing to explain</p>	 <p style="text-align: center;">Writing to recount</p>	 <p style="text-align: center;">Writing to persuade</p>
English Grammar	Understands how words can combine to form sentences. Separation of words with spaces. Introduction to capital letters, full stops.	Capital letters for names and for the personal pronoun I. Sequencing sentences to form short narratives.	Use regular plural noun suffixes –s or –es [dog/dogs or wish/wishes] and explain how this affects meaning.	Use the prefix un- and explain how this affects meaning of verbs and adjectives [verbs – undoing e.g. untie, adjectives – negation e.g. unkind].	Suffixes that can be added to verbs where no change is needed in the spelling of the root words [helping, jumped, singer]. Exclamation marks to demarcate sentences. Joining words and joining clauses using and. Question marks to demarcate sentences	Consolidation of year group's objectives to ensure basic skills are mastered before moving on.
Maths	Place value (within 10)	Addition and subtraction (within 10)	Place value (within 20) Addition and subtraction (within 20) Shape	Place value (within 50) Length and height Mass and volume	Multiplication and division Fractions Position and direction	Place value (within 100) Money Time
Science	Seasonal Changes	Everyday Materials	Sensitive Bodies	Comparing Animals	Introduction to Plants	Making Connections

Humanities	Geography: People and their communities	History: Great inventions	History: My family	Geography: Our local area	History: The greatest explorer	Geography: Animals and habitats
Art / DT	Art: Topic: People and Communities Area of Art: Drawing & Collage Outcome: Layered Collage Artist: Keith Haring (Contemporary)	DT: Topic: Cooking and Nutrition Final Product: Fruit Smoothies Preparing foods by cutting and juicing and selecting fruits and vegetables to create a smoothie to meet a design brief.	DT: Topic: Textiles Final Product: Puppet Design and make a character-based hand puppet using a preferred joining technique, before decorating.	Art: Topic: Our Local Area Area of Art: Drawing & Digital media Outcome: Sunflower picture Artist: Van Gough (Post Impressionism)	Art: Topic: Explorers Area of Art: Drawing & Textiles Outcome: Make an animal home Artist: David Hockney (Modern Art)	DT: Topic: Structures Final Product: A Windmill Making a windmill to meet a design criteria.
Computing	Technology around us	Digital painting	Moving a robot	Grouping data	Digital writing	Programming animations
Music	Music title: Hey You! - Joanna Mangona Style: Old School Hip-Hop Outcome: Learn how pulse, rhythm and pitch work together	CHRISTMAS PRODUCTION	Music title: Rhythm In The Way We Walk - Joanna Mangona and The Banana Rap - Jane Sebba Style: Reggae Outcome: Learn pulse, rhythm, pitch, rapping, dancing and singing.	Music title: In the Groove – Joanna Mangona Style: Blues Baroque, Latin, Bhangra, Folk, funk Outcome: Learn how to be in the groove with different styles of music.	Music title: Round and Round – Joanna Mangona Style: Bossa Nova Outcome: Learn the different musical elements (pitch, rhythm and pitch) in different styles of music.	Music title: Your imagination – Joanna Mangona and Pete Readman Style: Pop Outcome: Learn to use imagination.
PE	Attack, defend & shoot	Gym	Dance	Send and return	Hit, catch & run	Run, jump & throw
PSHE	Module 1 – Unit 3 Emotional Well-Being	Module 1 – Unit 4 Life Cycles	Module 2 – Unit 2 Personal Relationships	Module 2 – Unit 3 Life Online	Module 2 – Unit 4 Keeping Safe	Module 3 – Unit 2 Living in the Wider World